



ಬೃಹತ್ ಬೆಂಗಳೂರು ಮಹಾನಗರ ಪಾಲಿಕೆ
Bruhat Bengaluru Mahanagara Palike



BBMP COVID-19 WAR ROOM 07.03.2022



OVERVIEW OF COVID-19 IN BENGALURU



CASE TRENDS

ACTIVE CASES **2,350**

Confirmed Cases

97

17,79,605 #

Recovered Cases

169

17,60,318 #

Death Cases

3

16,937 #



HOSPITALIZATION

82

ICU – V

9

ICU

20

HDU

9

General

44

INCLUDES GOVT. QUOTA AND PRIVATE WALK-IN HOSPITALIZATION



VACCINATION

11,740

1,79,88,032 #

First Dose

445

92,78,826 #

Second Dose

10,721

84,17,823 #

Precaution Dose

574

2,91,383 #



TESTING

11,223

2,93,65,452 #

RAT

1,647

RTPCR

9,576

Positivity : 0.92%

*FOR LAST 7 DAYS



TRIAGING

MTU

78

Tele Triage

94



ACTIVE CZs

5

MCZs (< 5 cases)

2

Clusters (> 5 cases)

3

: indicates cumulative numbers till date



ABSTRACT OF COVID-19 SCENARIO IN BENGALURU

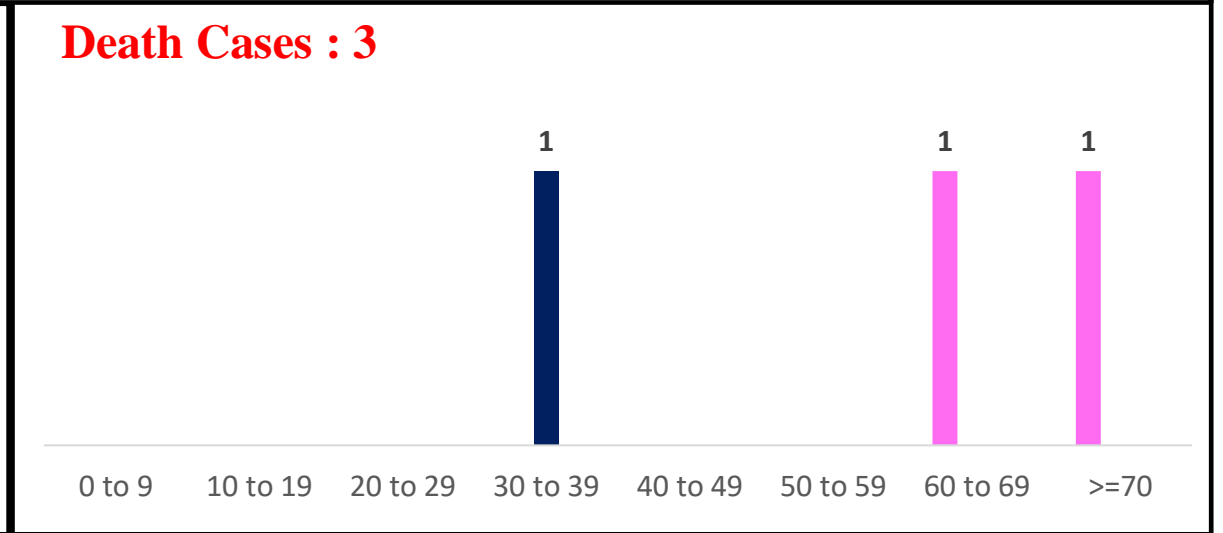
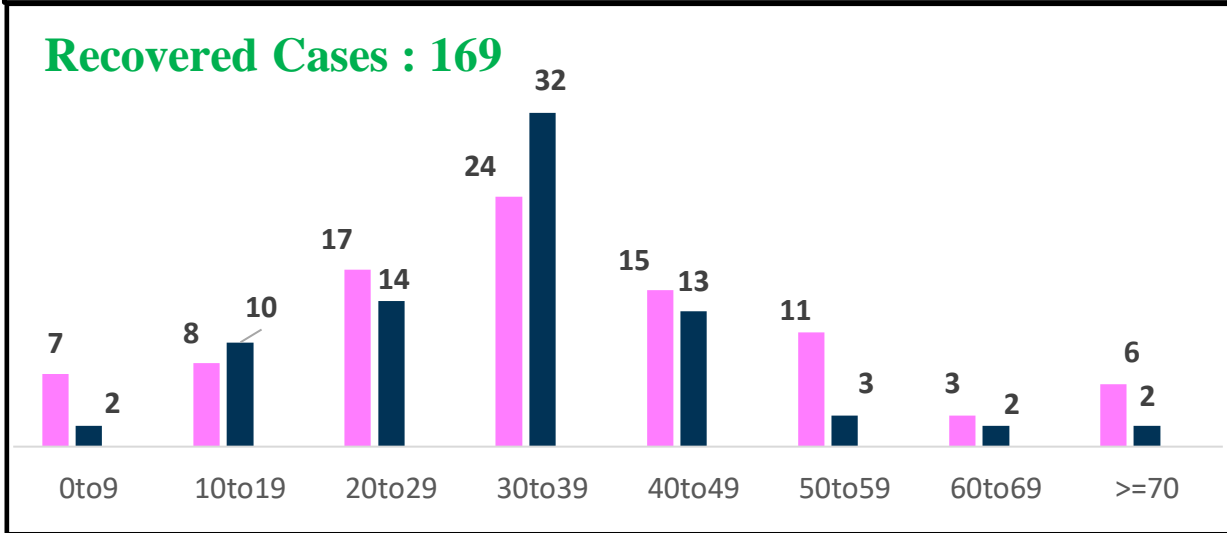
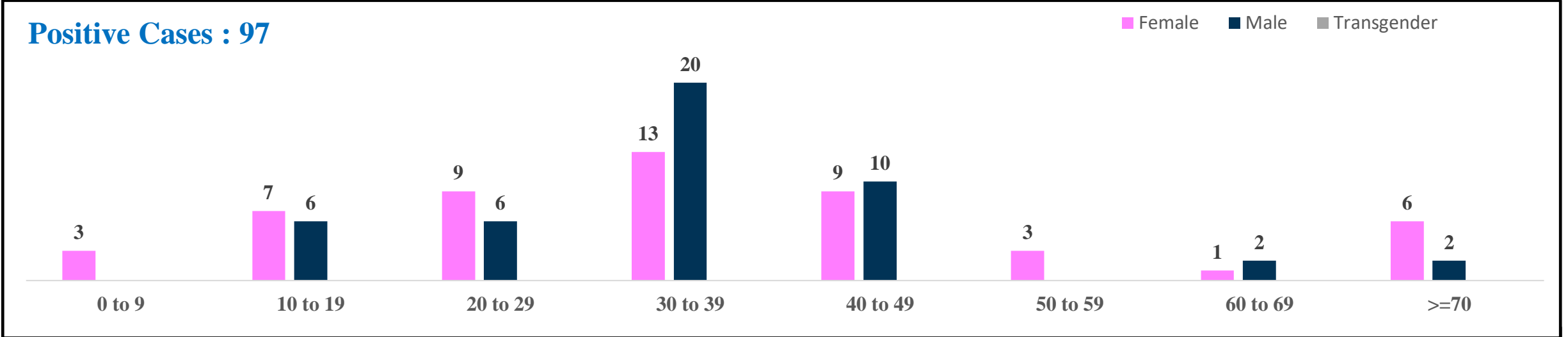


	MALE			FEMALE			TRANSGENDER			TOTAL		
	Last 24 Hours	Last 7 Days	Cumulative	Last 24 Hours	Last 7 Days	Cumulative	Last 24 Hours	Last 7 Days	Cumulative	Last 24 Hours	Last 7 Days	Cumulative
Positive Cases	46	607	10,52,557	51	476	7,26,857	0	0	191	97	1,083	17,79,605
Recovered Cases	78	1,119	10,40,008	91	844	7,20,127	0	0	183	169	1,963	17,60,318
Death Cases	1	10	10,728	2	9	6,205	0	0	4	3*	19	16,937
Total Tests Done	In Last 24 hrs. : 11,223			In last 7 days : 1,18,098			Cumulative : 2,93,65,452					
Vaccine Doses Administered	In Last 24 hrs. : 11,740			In last 7 days : 1,68,088			Cumulative : 1,79,88,032					
ACTIVE CASES									2,350			

*Covid deaths occurred today : 00 | Covid deaths occurred beyond last 24 hrs., reported today : 03

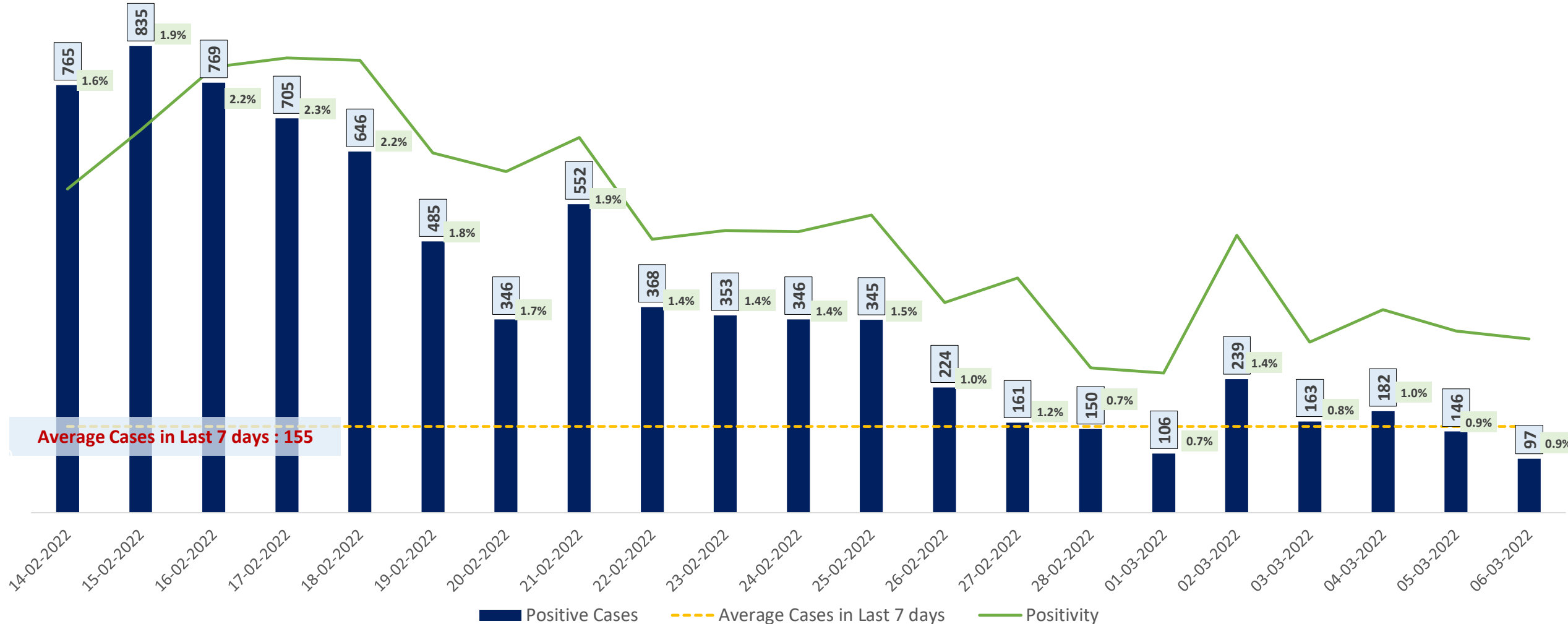


LAST 24 HOURS AGE GROUP AND GENDER WISE DISTRIBUTION



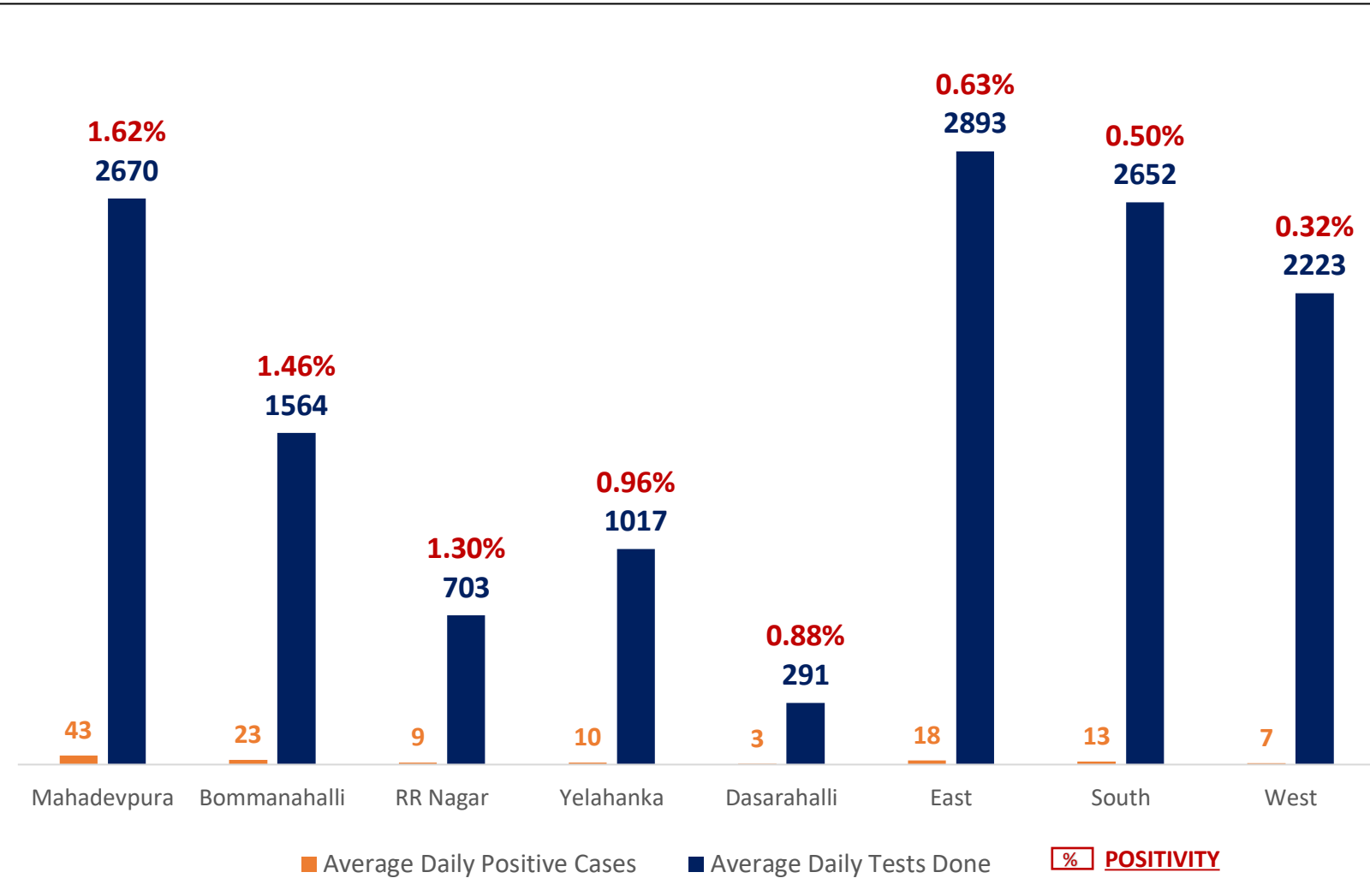


POSITIVITY RATE OF BENGALURU – LAST 21 DAYS





ZONE WISE COVID19 CASE MANAGEMENT FOR LAST 7 DAYS



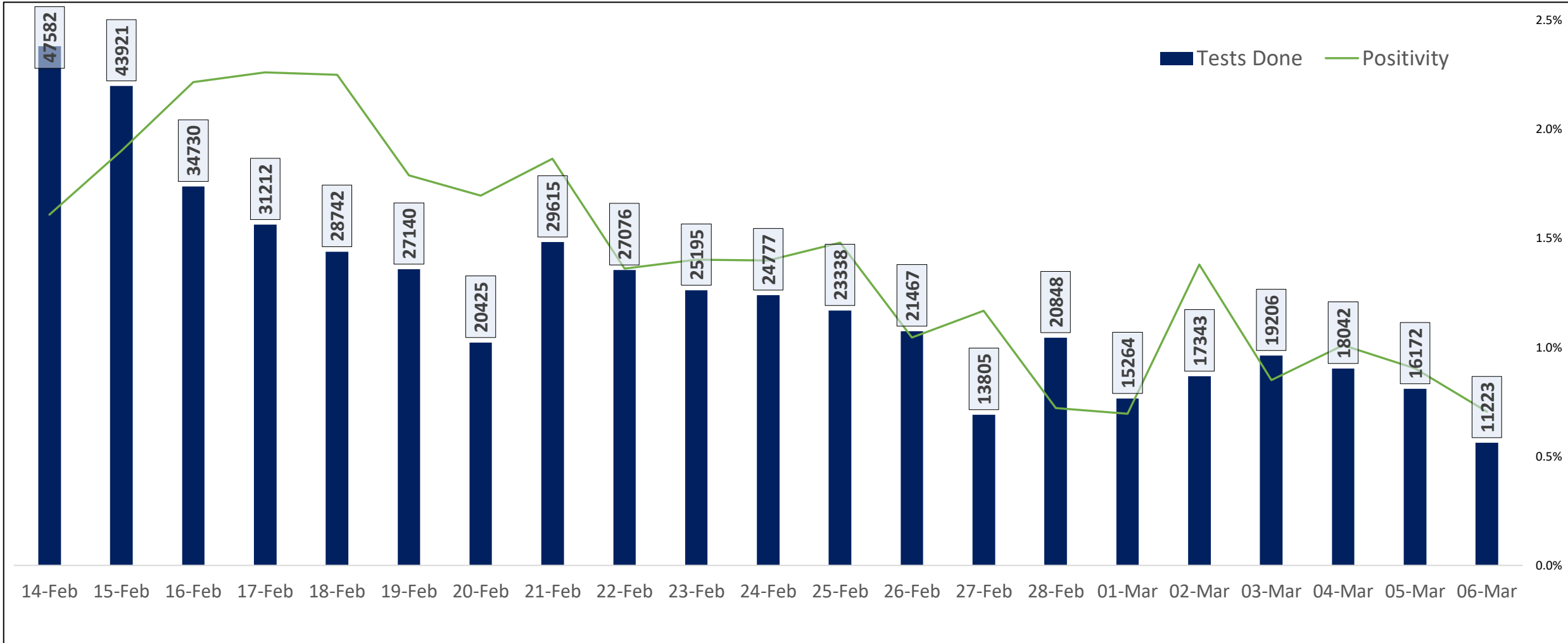
Zone Name	Hospital/CCC	Home isolation	Under Tracing
BOMMANAHALLI	5.71%	94.29%	0.00%
DASARAHALLI	8.33%	91.67%	0.00%
EAST	9.76%	90.24%	0.00%
MAHADEVAPURA	4.58%	95.42%	0.00%
RR NAGAR	16.00%	84.00%	0.00%
SOUTH	7.58%	92.42%	0.00%
WEST	7.50%	92.50%	0.00%
YELAHANKA	5.56%	94.44%	0.00%



TESTING TRENDS IN BENGALURU

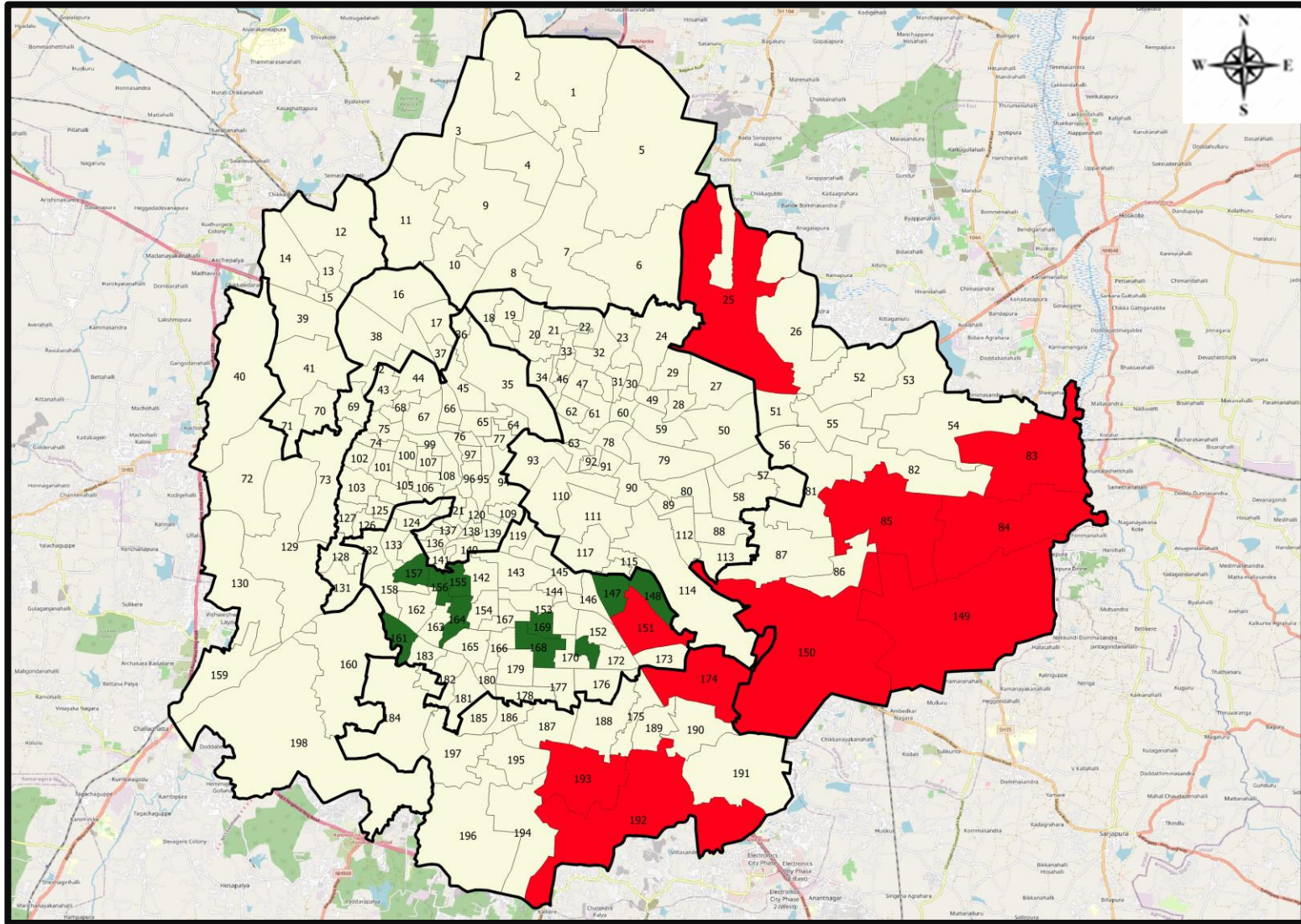


Total Test Conducted Till Date	Test Conducted Last 24 hours	Last 7 Days Average
2,93,65,452	11,223	16,871





BENGALURU URBAN MAP SHOWING TREND OF POSITIVE CASES IN LAST 7 DAYS



Top 10 wards reporting highest number of positive cases in last 7 days

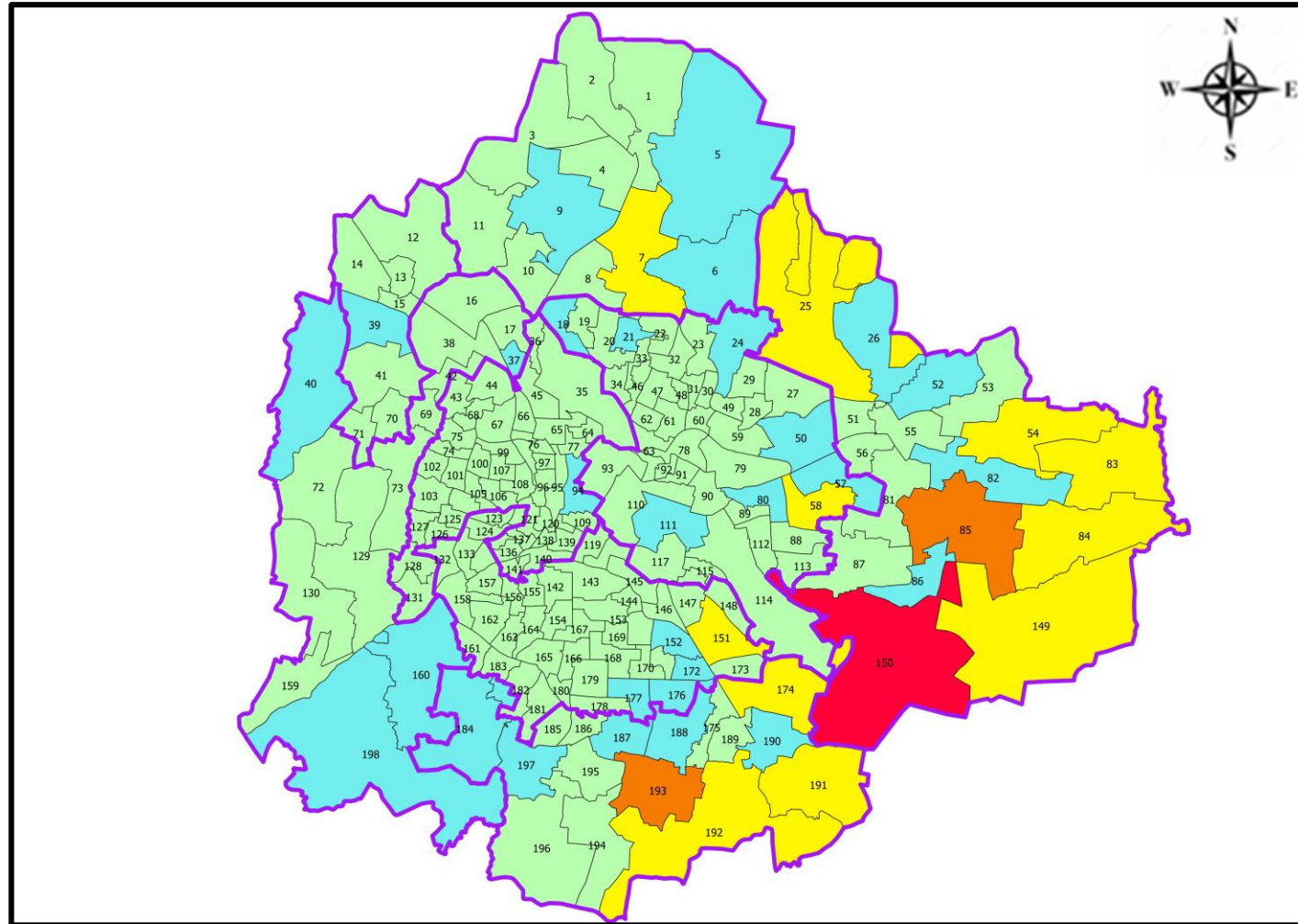
Ward No.	Ward Name	Daily Cases Average
150	Bellanduru	14
85	Dodda Nekkundi	5
193	Arakere	5
149	Varthuru	4
25	Horamavu	3
192	Begur	3
84	Hagadur	3
151	Koramangala	3
174	HSR Layout	3
83	Kadugodi	3







Top 10 wards reporting least number of positive cases in last 7 days

Ward No.	Ward Name	Daily Cases Average
171	Gurappanapalya	0
169	Byrasandra	0
168	Pattabhiram Nagar	0
164	Vidyapeeta Ward	0
161	Hosakerehalli	0
157	Gali Anjaneya Temple	0
156	Srinagara	0
155	Hanumanth Nagar	0
148	Ejipura	0
147	Adugodi	0



BENGALURU MAP SHOWING INTENSITY OF POSITIVE CASES IN LAST 7 DAYS



-  Level 1 : 0 to 5 Cases
-  Level 2 : 5 to 15 Cases
-  Level 3 : 15 to 30 Cases
-  Level 4 : 30 to 50 Cases
-  Level 5 : More than 50 Cases
-  Zone Boundaries

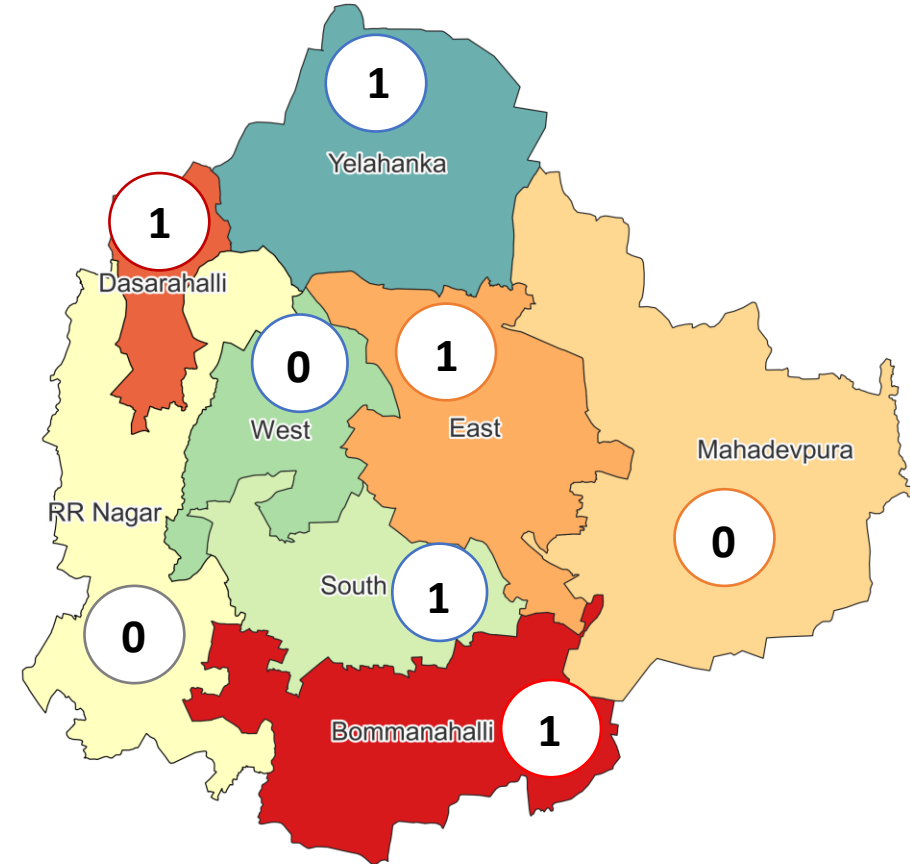


CONTAINMENT ZONE DETAILS



Zone Name	TOTAL CZs	Less Than 5 Cases	5 To 14 Cases	More Than 14 Cases
BOMMANAHALLI	1 (-)	1 (-)	0 (-)	0 (-)
DASARAHALLI	1 (-)	0 (-)	1 (-)	0 (-)
EAST	1 (-)	0 (-)	1 (-)	0 (-)
MAHADEVPURA	0 (-)	0 (-)	0 (-)	0 (-)
RR NAGAR	0 (-)	0 (-)	0 (-)	0 (-)
SOUTH	1 (-)	1 (-)	0 (-)	0 (-)
WEST	0 (-)	0 (-)	0 (-)	0 (-)
YELAHANKHA	1 (-)	1 (-)	0 (-)	0 (-)
TOTAL	5 (-)	3 (-)	2 (-)	0 (-)

Total Active Containment Zones



Types of Containment

Zone Name	Apartments	Individual House	Hostels/Quarters	Others	Schools/Colleges
BOMMANAHALLI	1 (-)	0 (-)	0 (-)	0 (-)	0 (-)
DASARAHALLI	0 (-)	1 (-)	0 (-)	0 (-)	0 (-)
EAST	0 (-)	1 (-)	0 (-)	0 (-)	0 (-)
MAHADEVPURA	0 (-)	0 (-)	0 (-)	0 (-)	0 (-)
RR NAGAR	0 (-)	0 (-)	0 (-)	0 (-)	0 (-)
SOUTH	1 (-)	0 (-)	0 (-)	0 (-)	0 (-)
WEST	0 (-)	0 (-)	0 (-)	0 (-)	0 (-)
YELAHANKHA	0 (-)	1 (-)	0 (-)	0 (-)	0 (-)
TOTAL	2 (-)	3 (-)	0 (-)	0 (-)	0 (-)

▲▼ : Shows increase and decrease in numbers as compared to previous day



GOVT. QUOTA COVID BED STATUS AS ON 07.03.2022



SR. NO.	Facility Type	No. of Hospital	Total Allocated Beds for C+ Patients					Occupied Beds for C+ Patients					Net Available Beds for C+ Patients				
			Gen Beds	HDU	ICU Beds	ICU-V	Total	Gen Beds	HDU	ICU Beds	ICU-V	Total	Gen Beds	HDU	ICU Beds	ICU-V	Total
1	Government Medical Colleges	4	120	255	33	27	435	0	1	0	0	1	120	254	33	27	434
2	Government Hospitals	18	637	292	74	95	1,098	4	2	0	1	7	633	290	74	94	1,091
3	Private Medical Colleges	12	178	200	66	35	479	0	1	6	2	9	178	199	60	33	470
4	Private Hospitals	32	181	61	49	42	333	1	1	2	6	10	180	60	47	36	323
5	Covid Care Centre	1	50					1					49				
Total Beds		67	1,166	808	222	199	2,395	6	5	8	9	28	1,160	803	214	190	2,367

* Status as on 07.03.2022 – 04:00 PM



ACTIVE PATIENTS ADMITTED UNDER GOVT. QUOTA



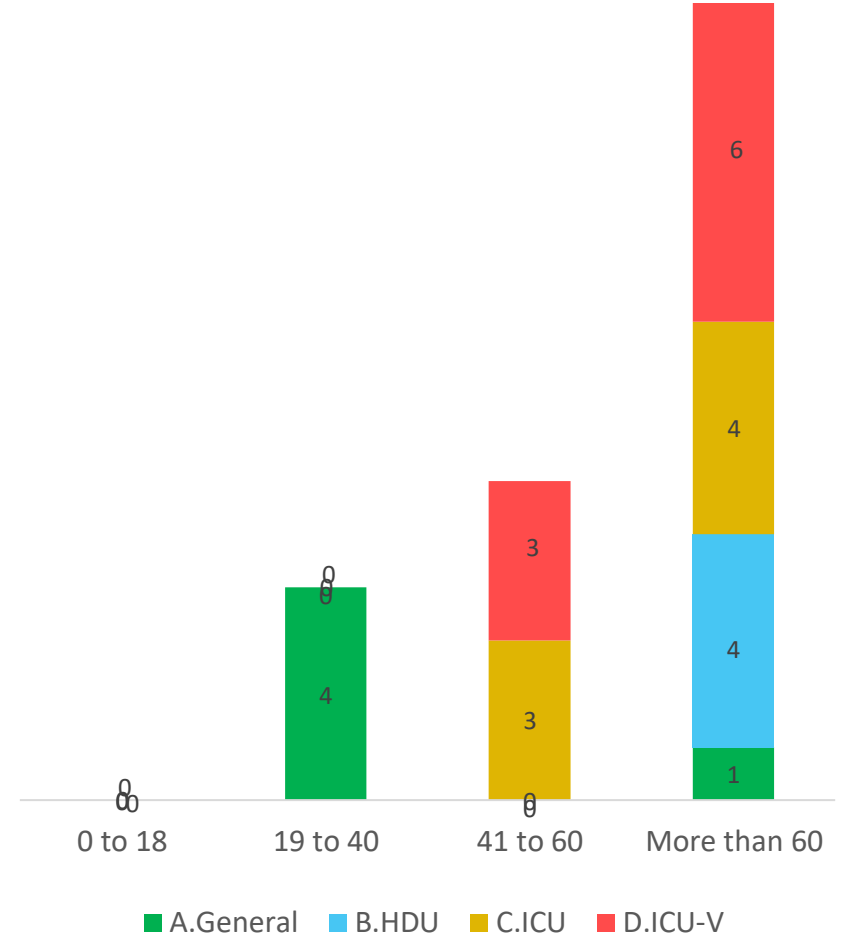
Admission By Bed Type And Number Of Days From Date Of Admission

Days in Hospital	General	HDU	ICU	ICU-V	Total
0 to 7 Days	3	2	2		7
8 to 14 Days		1	1	3	5
15 to 21 Days	1			1	2
Beyond 21 days	1	2	4	5	12
TOTAL	5	5	7	9	26

* Only Government Quota Admissions through CHBMS considered

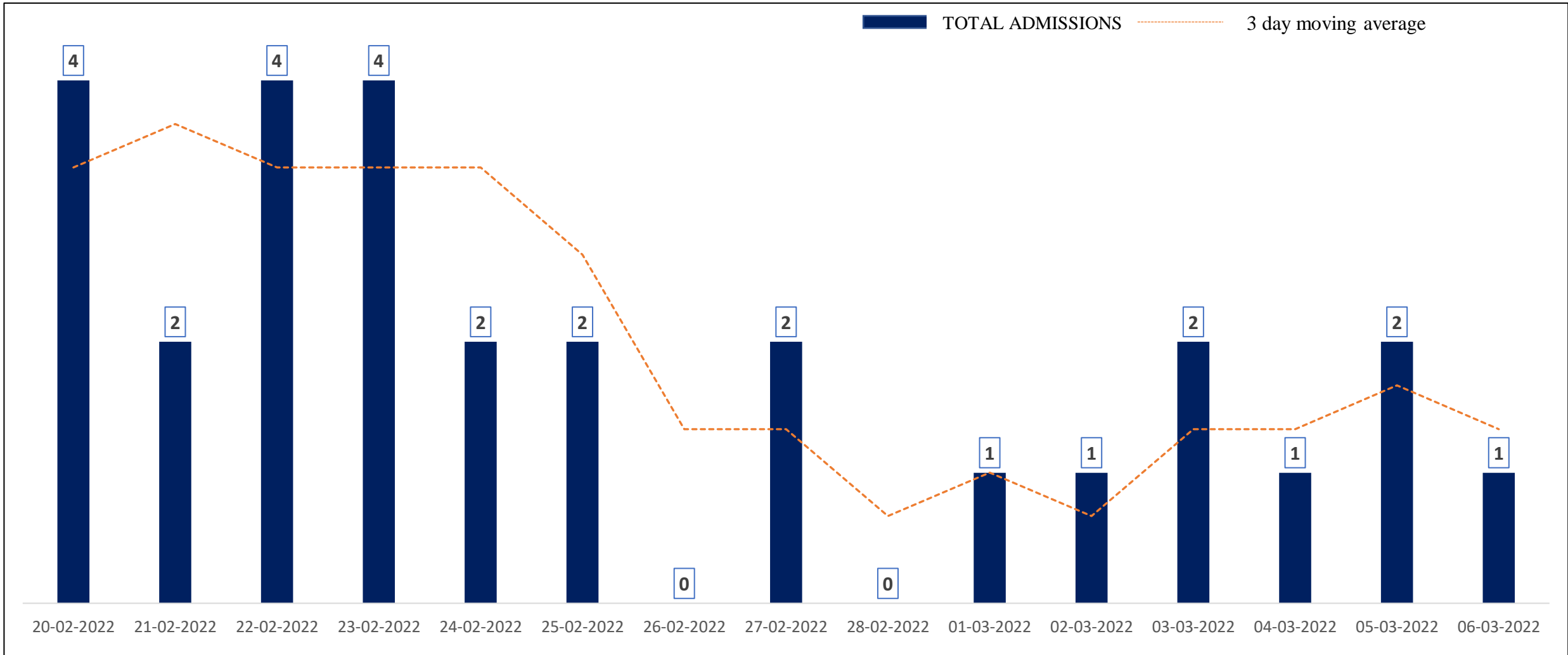
* Status as on 07.03.2022 – 04:00 PM

Age Group Distribution Of Active Hospital Admission





HOSPITAL ADMISSIONS LAST 15 DAYS TREND



* Only Government Quota Admissions through CHBMS considered

* Only Fresh Admissions considered

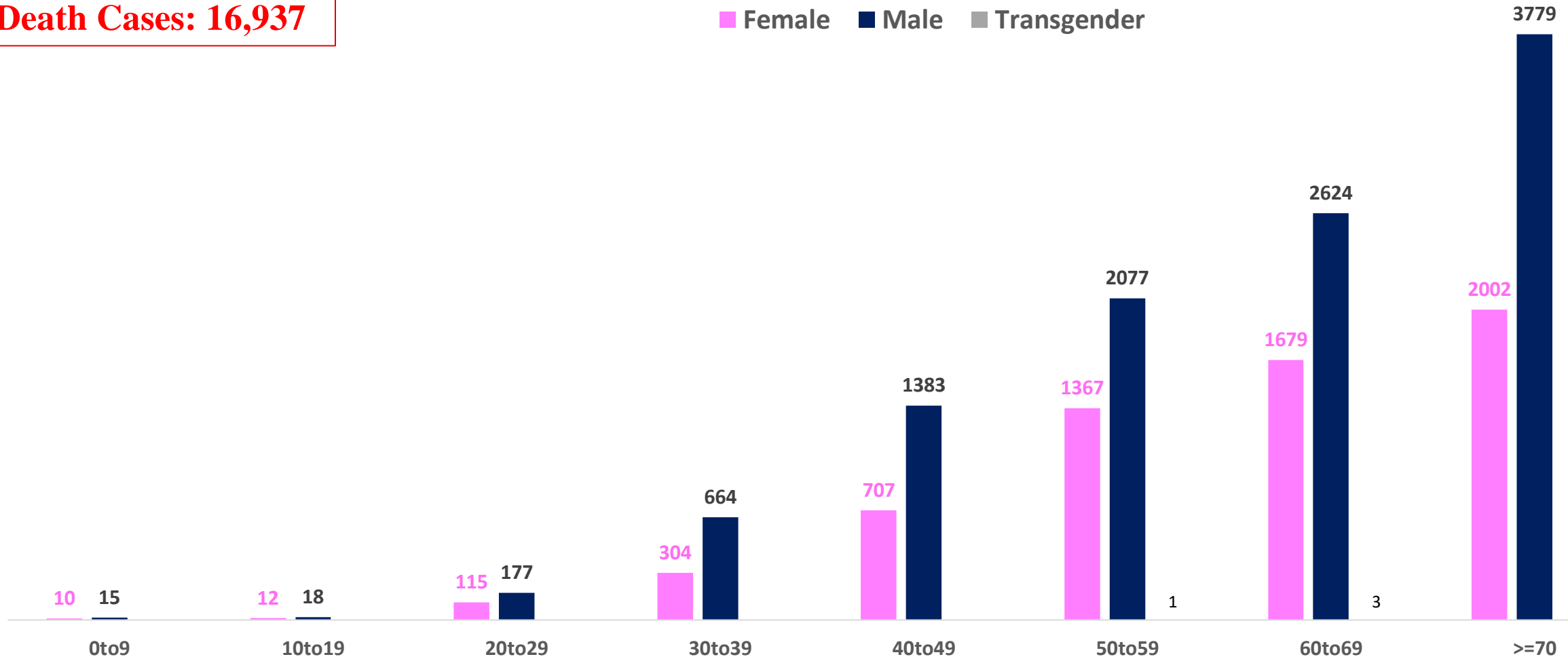


AGE AND GENDER WISE DISTRIBUTION OF DEATH CASES



Death Cases: 16,937

Female Male Transgender





VACCINATION COVERAGE AS ON 06.03.2022



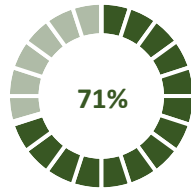
Total Doses Administered

1,79,88,032

▲ 11,740

Total 15-18 years Population : 4.42 Lakhs

1ST DOSE

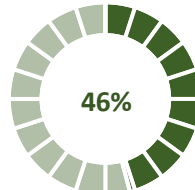


3,12,256

Doses administered

▲ 130

2ND DOSE



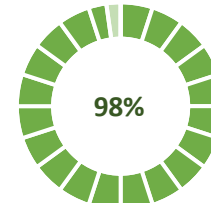
2,03,088

Doses administered

▲ 1,169

Total adult Population : 91.7 Lakhs

1ST DOSE

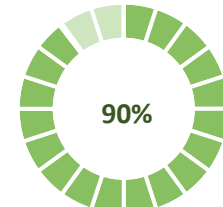


89,66,570

Doses administered

▲ 315

2ND DOSE



82,14,735

Doses administered

▲ 9,552

Priority Group*

* the numbers represent doses administered only

Health Care Workers

4,13,053

Doses administered

▲ 167

Frontline Workers

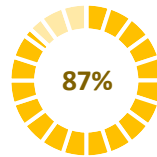
7,49,492

Doses administered

▲ 98

18 - 44 Years Coverage

Dose 1

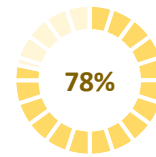


57,08,178

Doses administered

▲ 246

Dose 2



51,49,401

Doses administered

▲ 6,802

PRECAUTION DOSE



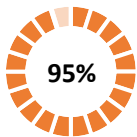
2,91,383

Doses administered

▲ 574

45 – 59 Years Coverage

Dose 1

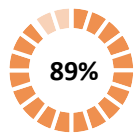


16,89,869

Doses administered

▲ 42

Dose 2



15,82,415

Doses administered

▲ 1,506

60 + Years Coverage

Dose 1



9,76,637

Doses administered

▲ 26

Dose 2



9,12,260

Doses administered

▲ 980

PRECAUTION DOSES ADMINISTERED

Health Care Workers

57,700

Booster Doses administered

▲ 62

Front Line Workers

41,189

Booster Doses administered

▲ 125

60 + Years Coverage

1,92,494

Booster Doses administered

▲ 387

▲ indicates the increase in last 24 hours



COVID-19 SCENARIO IN BENGALURU AND OTHER METROPOLITAN CITIES



CITY NAME	Positive Cases	Active Cases	Recovered	Deceased	Vaccine Doses Administered
New Delhi	18,61,712	1,261	18,34,317	26,134	3,16,01,817
Bengaluru*	17,79,605	2,350	17,60,318	16,937	2,07,30,411
Mumbai	10,55,997	519	10,35,925	16,692	2,02,45,884
Chennai	7,50,410	726	7,40,618	9,066	99,91,415
Kolkata	4,47,186	286	4,41,244	5,656	96,14,828

Source : <https://dashboard.cowin.gov.in/> at 5:00pm (07.03.2022)

Source : <https://www.covid19tracker.in/> at 5:00 pm (07.03.2022)

*includes BBMP & Bengaluru Urban



SNAPSHOT OF COVID-19 CASES IN BENGALURU URBAN



**Total Wards With
< =10 Cases* :
180**

**Tests Conducted
On 06.03.2022:
11,223**

**Recovery
Rate:
98.92%**

**Total
Active Cases :
2,350**

**Total Vaccinated on
06.03.2022:
11,740**

**Positivity
Rate* :
0.92%**

**Active
Rate:
0.13%**

**Case
Fatality Rate* :
1.75%**



*Total positive cases In the past 7 days

*CFR and positivity is for Past 7 days



ಬೃಹತ್ ಬೆಂಗಳೂರು ಮಹಾನಗರ ಪಾಲಿಕೆ
Bruhat Bengaluru Mahanagara Palike



Download BBMP Bulletin	https://apps.bbmpgov.in/covid19/mediabulletin.php
For BBMPCovid19 Bed Status:	https://apps.bbmpgov.in/covid19/en/Bedstatus.php
To register for vaccination :	https://selfregistration.cowin.gov.in/
BBMP COVID19 Dashboard:	https://apps.bbmpgov.in/covid19/
Follow us on:	 www.facebook.com/bbmp.comm1/
	 twitter.com/BBMPCOMM

Issued by:

Honorable Chief Commissioner, BBMP
Special Commissioner Health & IT, BBMP
MD, Bengaluru Smart City Limited

THANK YOU !



Government of Karnataka
ಆರೋಗ್ಯ ಮತ್ತು ಕುಟುಂಬ ಕಲ್ಯಾಣ ಇಲಾಖೆ
Dept of Health and Family Welfare

ಕರ್ನಾಟಕದ
ಭಾರತೀಯ
ಜನ ಔಷಧಿ
ಪರಿಯೋಜನೆ

ಜನ ಔಷಧಿ ದಿನ
ಮಾರ್ಚ್ 10ರ 7, 2022

ರಿಯಾಯಿತಿ ದರಗಳಲ್ಲಿ
ಔಷಧಿ ಖರೀದಿಸಿ,
90%
ಹಣ ಉಳಿತಾಯ
ಮಾಡಿ

ಜನ ಔಷಧಿ ಮಳಿಗೆಗಳಲ್ಲಿ ಔಷಧಿ ಖರೀದಿಸುವ ಕುರಿತು
ಪ್ರತಿಜ್ಞೆ ಮಾಡಿ, ಪ್ರಮಾಣ ಪತ್ರ ಪಡೆಯಿರಿ.

<https://pledge.mygov.in/jan-aushadhi/>

Connect with   @DHFVKA

